


# Trinity Transition Activities



**Reading a  
timetable and  
finding your  
way around the  
building**

# Don't Worry!

We don't expect you to be able to do this perfectly when you arrive with us.

You can ALWAYS ask someone to help you work it out – either students or staff.

This is just to give you a helping hand before you come...



# Reading a Timetable

One of the big differences between primary and secondary school is that you will be moving between different classrooms for your lessons.

That means you'll need to be able to follow your own timetable, and use it to move around the school.




# Reading a Timetable

On the next slide is an example of a Year 7 timetable.

It isn't the exact timetable you'll have, but can be useful to practice with.

This might be the first time you've had to follow your own timetable, and it is something that we know Year 6s are sometimes nervous about, so we thought we'd do some work on it beforehand.

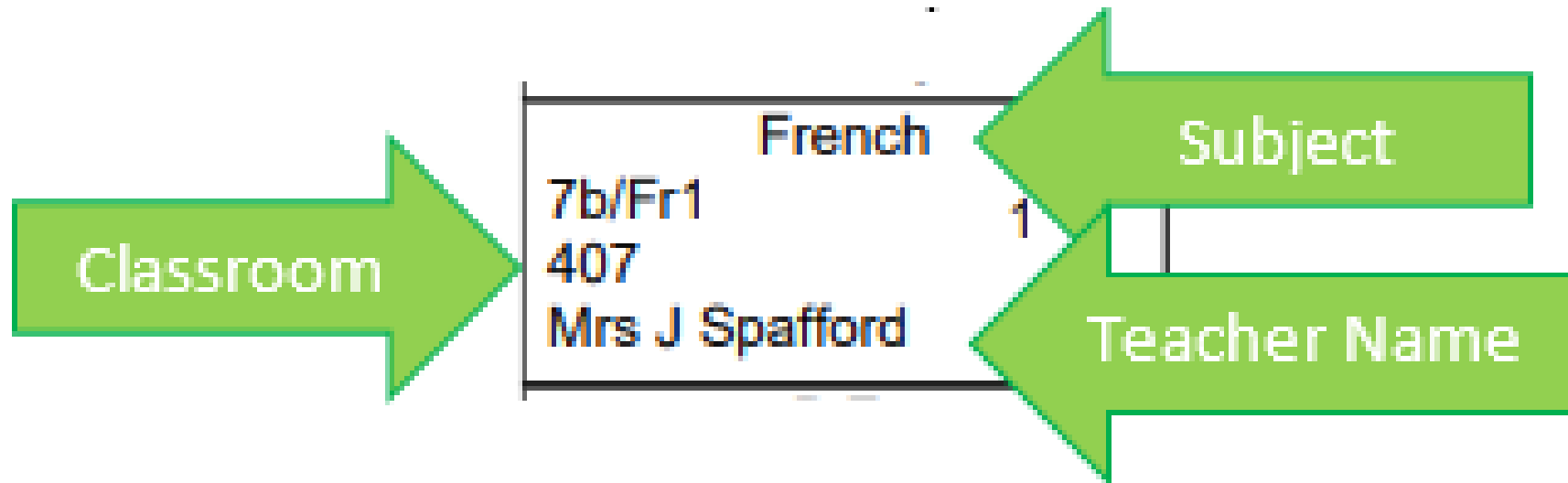


Monday	Tuesday	Wednesday	Thursday	Friday
<b>French</b> 7b/Fr1 1 407 Mrs J Spafford	<b>P.E.</b> 7b/Pe3 1 PE1 Mr M Oddy	<b>Science</b> 7rb/Sc1 1 119 Mrs K Walker	<b>English La</b> 7rb/En4 1 106a Miss N Underhill	<b>Rel St</b> 7b/Rs1 1 212 Ms C Mortimer
<b>P.E.</b> 7b/Pe3 2 PE1 Mr M Oddy	<b>French</b> 7b/Fr1 2 204 Mrs K Wilson	<b>Music</b> 7BT2/Mu 2 227 Mrs H McDonald	<b>Science</b> 7rb/Sc1 2 119 Mrs K Walker	<b>Art</b> 7BT2/A 2 222 Miss C Craggs
<b>Tutorial</b> TTW8/Tu VT 314 Mrs C Bond	<b>Tutorial</b> TTW8/Tu VT 314 Mrs C Bond	<b>Tutorial</b> TTW8/Tu VT 314 Mrs C Bond	<b>Tutorial</b> TTW8/Tu VT 314 Mrs C Bond	<b>Tutorial</b> TTW8/Tu VT 314 Mrs C Bond
<b>History</b> 7b/Hi1 3 208 Miss D Jevons	<b>Performing Arts</b> 7BT2/Pa 3 DA Miss H Whincup	<b>Geography</b> 7b/Gg1 3 216 Ms L Kurgo	<b>Geography</b> 7b/Gg1 3 216 Ms L Kurgo	<b>Science</b> 7rb/Sc1 3 125 Miss S Tomlinson
<b>Mathematics</b> 7rb/Ma3 4 102 Mr B Halstead	<b>Mathematics</b> 7rb/Ma3 4 102 Mr B Halstead	<b>English La</b> 7rb/En4 4 202 Miss E Frear	<b>Mathematics</b> 7rb/Ma3 4 102 Mr B Halstead	<b>Mathematics</b> 7rb/Ma3 4 102 Mr B Halstead
<b>English La</b> 7rb/En4 5 202 Miss E Frear	<b>English La</b> 7rb/En4 5 202 Miss E Frear	<b>History</b> 7b/Hi1 5 208 Miss D Jevons	<b>Tech Text.</b> 7BT2/Te 5 226 Mr P Swindlehurst	<b>English La</b> 7rb/En4 5 202 Miss E Frear

# Firstly, don't panic!

There's a lot of information on here, but you don't need it all at once!

Take each box at a time:



Monday		
French		
7b/Fr1 407 Mrs J Spafford	1	
P.E.		
7b/Pe3 PE1 Mr M Oddy	2	
Tutorial		
TTW8/Tu 314 Mrs C Bond	VT	
History		
7b/Hi1 208 Miss D Jevons	3	
Mathematics		
7rb/Ma3 102 Mr B Halstead	4	
English La		
7rb/En4 202 Miss E Frear	5	

Each day, you read your lessons downwards.

So on a Monday this student has French in 407 lesson one, and then goes to PE lesson 2, then to VT in 314, and so on.

Your break will be before or after lesson 2 (dependent on which half of the year you're in) and lunch during lesson 4.

# Activity 1

See if you can use this information to read through the table above and fill in the gaps on the script:

- On Monday, I will have \_\_\_\_\_ in room \_\_\_\_\_.
- Then I will go to \_\_\_\_\_ in room \_\_\_\_\_.
- Next I will go to \_\_\_\_\_ in room \_\_\_\_\_.
- In lesson 4 I will have \_\_\_\_\_ in room \_\_\_\_\_.
- Finally, I will have \_\_\_\_\_ in room \_\_\_\_\_.

Monday		
French		
7b/Fr1 407 Mrs J Spafford	1	
P.E.		
7b/Pe3 PE1 Mr M Oddy	2	
Tutorial		
TTW8/Tu 314 Mrs C Bond	VT	
History		
7b/Hi1 208 Miss D Jevons	3	
Mathematics		
7rb/Ma3 102 Mr B Halstead	4	
English La		
7rb/En4 202 Miss E Frear	5	




# Challenge – can you do it for the whole week?

Monday	Tuesday	Wednesday	Thursday	Friday
<b>French</b> 7b/Fr1 1 407 Mrs J Spafford	<b>P.E.</b> 7b/Pe3 1 PE1 Mr M Oddy	<b>Science</b> 7rb/Sc1 1 119 Mrs K Walker	<b>English La</b> 7rb/En4 1 106a Miss N Underhill	<b>Rel St</b> 7b/Rs1 1 212 Ms C Mortimer
<b>P.E.</b> 7b/Pe3 2 PE1 Mr M Oddy	<b>French</b> 7b/Fr1 2 204 Mrs K Wilson	<b>Music</b> 7BT2/Mu 2 227 Mrs H McDonald	<b>Science</b> 7rb/Sc1 2 119 Mrs K Walker	<b>Art</b> 7BT2/A 2 222 Miss C Craggs
<b>Tutorial</b> TTW8/Tu VT 314 Mrs C Bond	<b>Tutorial</b> TTW8/Tu VT 314 Mrs C Bond	<b>Tutorial</b> TTW8/Tu VT 314 Mrs C Bond	<b>Tutorial</b> TTW8/Tu VT 314 Mrs C Bond	<b>Tutorial</b> TTW8/Tu VT 314 Mrs C Bond
<b>History</b> 7b/Hi1 3 208 Miss D Jevons	<b>Performing Arts</b> 7BT2/Pa 3 DA Miss H Whincup	<b>Geography</b> 7b/Gg1 3 216 Ms L Kurgo	<b>Geography</b> 7b/Gg1 3 216 Ms L Kurgo	<b>Science</b> 7rb/Sc1 3 125 Miss S Tomlinson
<b>Mathematics</b> 7rb/Ma3 4 102 Mr B Halstead	<b>Mathematics</b> 7rb/Ma3 4 102 Mr B Halstead	<b>English La</b> 7rb/En4 4 202 Miss E Frear	<b>Mathematics</b> 7rb/Ma3 4 102 Mr B Halstead	<b>Mathematics</b> 7rb/Ma3 4 102 Mr B Halstead
<b>English La</b> 7rb/En4 5 202 Miss E Frear	<b>English La</b> 7rb/En4 5 202 Miss E Frear	<b>History</b> 7b/Hi1 5 208 Miss D Jevons	<b>Tech Text.</b> 7BT2/Te 5 226 Mr P Swindlehurst	<b>English La</b> 7rb/En4 5 202 Miss E Frear

# Finding Your Way Around the Building

Hint: Colours and Numbers  
are the key...



# First Tip

**Room numbers always start with the floor that they're on.**

001 – 010 are all on the **Ground Floor**

101-129 are all on the **1<sup>st</sup> floor**

201 – 232 are all on the **2<sup>nd</sup> floor**

And so on...

So first things first, check the first number of the room you need to find.

# What if I'm lost?

In all the open spaces, we have these signs, which tell you what floor you're on, and where everything is on that floor. Just remember to look up!




# Activity 2

What floor do you need to go to for each of the lessons on Monday?

Challenge: can you do it for the whole week?

HINT: All PE lessons happen on the PE corridor, which is on floor 2



Monday		
French		
7b/Fr1 407 Mrs J Spafford	1	
P.E.		
7b/Pe3 PE1 Mr M Oddy	2	
Tutorial		
TTW8/Tu 314 Mrs C Bond	VT	
History		
7b/Hi1 208 Miss D Jevons	3	
Mathematics		
7rb/Ma3 102 Mr B Halstead	4	
English La		
7rb/En4 202 Miss E Frear	5	

# We Use Colours to Help



All of the corridors at Trinity are colour coded to help you find your way around.

Below is a guide to this:

Oliver = Maths

Redgrave = English

Stewart = Humanities

Whiteley = Humanities and computing

Priestley = Science

Hockney = Design and Performing

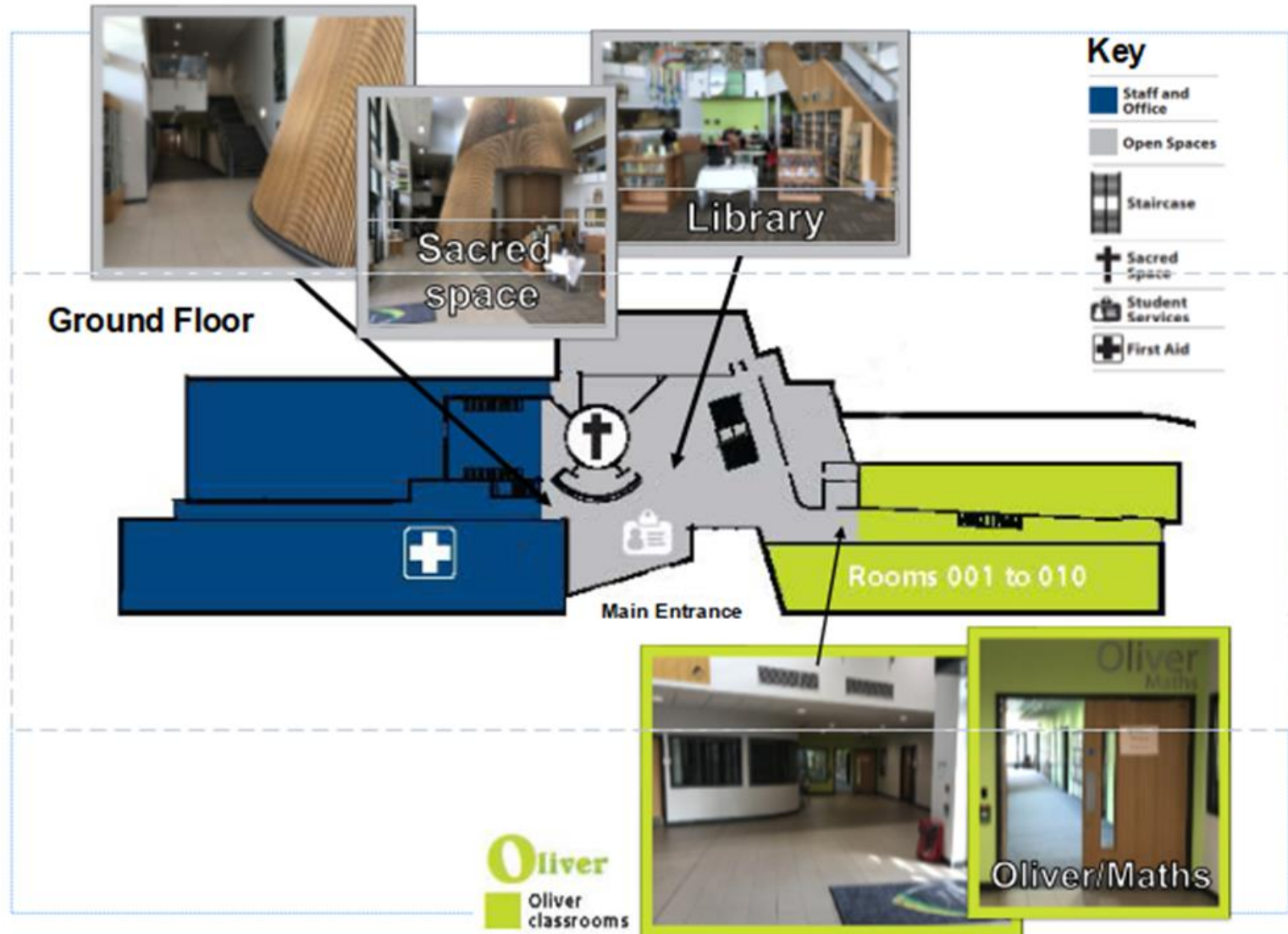
Upper Building = Languages (MFL), Science, English





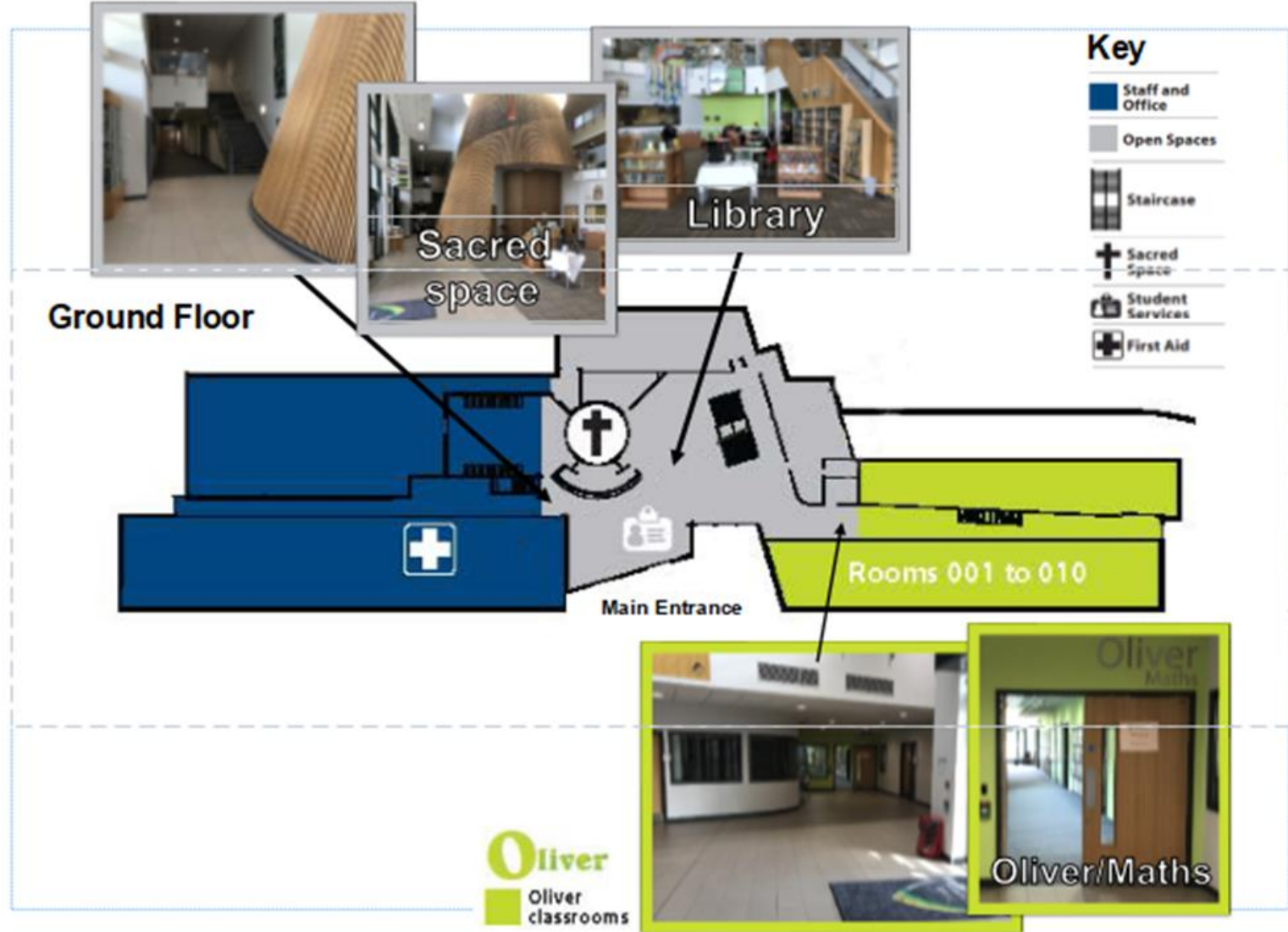
# Student Map

We've created a map that shows you each floor of the building. The grey bit is the open space on that floor, and the coloured bits are the corridors that come off it.



# Student Map

We've also added some photos of recognisable things to look out for, like entrances to corridors.





# Floors 4 and 5



Floors 4 and 5 are currently are our outer building.

Floor 4 is downstairs, floor 5 is upstairs.

The upper building has lessons including English, Science and MFL.



# A bit of a trick...

You might find that **sometimes** you have one or two lessons that aren't on the right corridor.

So it is possible that you won't always have English on Redgrave etc.

Double check the number of the room, as well as the subject, to find out where you need to go.

# Activity 3

Lots of students find that colour coding their timetable helps them to work out where they need to go next.

Can you use coloured pens to colour code the timetable? Or if you don't have a print out, just work through which colour each lesson would be.

Wednesday		
Science		
7rb/Sc1	1	
119		
Mrs K Walker		
Music		
7BT2/Mu		
227		
Mrs H M		
TTW8/Tu		
314		
Mrs C Bond		
Geography		
7b/Gg1	3	
216		
Ms L Kurgo		
English La		
7rb/En4	4	
202		
Miss E Frear		
History		
7b/Hi1	5	
208		
Miss D Jevons		


Why don't you do this with your real timetable when you get it too?

# Activity 4

Using the map, can you do a mental run through from one lesson to the next?

To get from History in 208 to Maths in 102, you can work out you'll need to go down 1 flight of stairs, and this will be going from Stewart corridor on the 2<sup>nd</sup> floor, to Oliver corridor on the 1<sup>st</sup> corridor.

Try and make as many of these connections as you can from the big timetable.



Monday		
French		
7b/Fr1 407 Mrs J Spafford	1	
P.E.		
7b/Pe3 PE1 Mr M Oddy	2	
Tutorial		
TTW8/Tu 314 Mrs C Bond	VT	
History		
7b/Hi1 208 Miss D Jevons	3	
Mathematics		
7rb/Ma3 102 Mr B Halstead	4	
English La		
7rb/En4 202 Miss E Frear	5	

# Challenge – can you do it for the whole week?

Monday	Tuesday	Wednesday	Thursday	Friday
<b>French</b> 7b/Fr1 1 407 Mrs J Spafford	<b>P.E.</b> 7b/Pe3 1 PE1 Mr M Oddy	<b>Science</b> 7rb/Sc1 1 119 Mrs K Walker	<b>English La</b> 7rb/En4 1 106a Miss N Underhill	<b>Rel St</b> 7b/Rs1 1 212 Ms C Mortimer
<b>P.E.</b> 7b/Pe3 2 PE1 Mr M Oddy	<b>French</b> 7b/Fr1 2 204 Mrs K Wilson	<b>Music</b> 7BT2/Mu 2 227 Mrs H McDonald	<b>Science</b> 7rb/Sc1 2 119 Mrs K Walker	<b>Art</b> 7BT2/A 2 222 Miss C Craggs
<b>Tutorial</b> TTW8/Tu VT 314 Mrs C Bond	<b>Tutorial</b> TTW8/Tu VT 314 Mrs C Bond	<b>Tutorial</b> TTW8/Tu VT 314 Mrs C Bond	<b>Tutorial</b> TTW8/Tu VT 314 Mrs C Bond	<b>Tutorial</b> TTW8/Tu VT 314 Mrs C Bond
<b>History</b> 7b/Hi1 3 208 Miss D Jevons	<b>Performing Arts</b> 7BT2/Pa 3 DA Miss H Whincup	<b>Geography</b> 7b/Gg1 3 216 Ms L Kurgo	<b>Geography</b> 7b/Gg1 3 216 Ms L Kurgo	<b>Science</b> 7rb/Sc1 3 125 Miss S Tomlinson
<b>Mathematics</b> 7rb/Ma3 4 102 Mr B Halstead	<b>Mathematics</b> 7rb/Ma3 4 102 Mr B Halstead	<b>English La</b> 7rb/En4 4 202 Miss E Frear	<b>Mathematics</b> 7rb/Ma3 4 102 Mr B Halstead	<b>Mathematics</b> 7rb/Ma3 4 102 Mr B Halstead
<b>English La</b> 7rb/En4 5 202 Miss E Frear	<b>English La</b> 7rb/En4 5 202 Miss E Frear	<b>History</b> 7b/Hi1 5 208 Miss D Jevons	<b>Tech Text.</b> 7BT2/Te 5 226 Mr P Swindlehurst	<b>English La</b> 7rb/En4 5 202 Miss E Frear



# Remember, don't worry!

There will be lots of people around to help you work this out when you get here, and on your first day you'll be taken everywhere,

But the more you can do to prepare, the easier you'll find it to do in real life!

